

# SMSU Comm Studies Broad and Dig Med Program Data

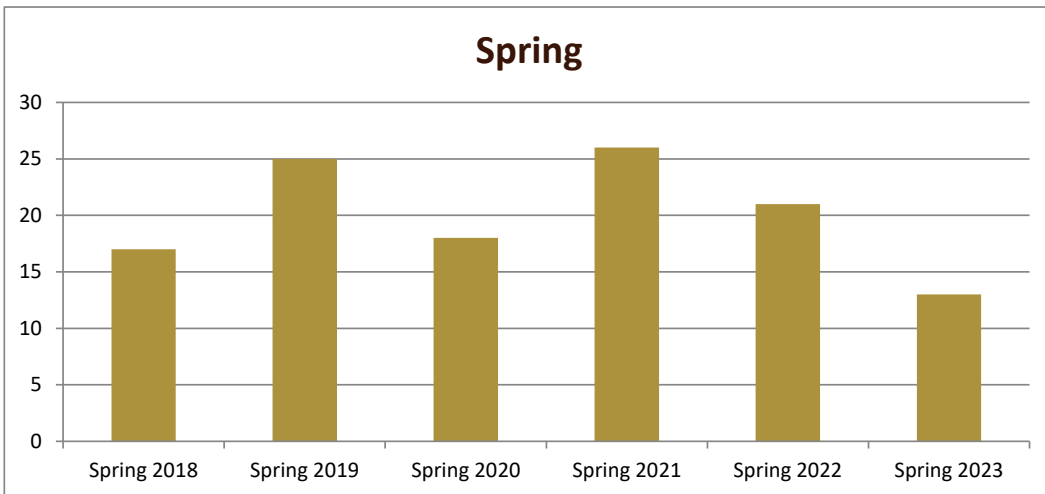
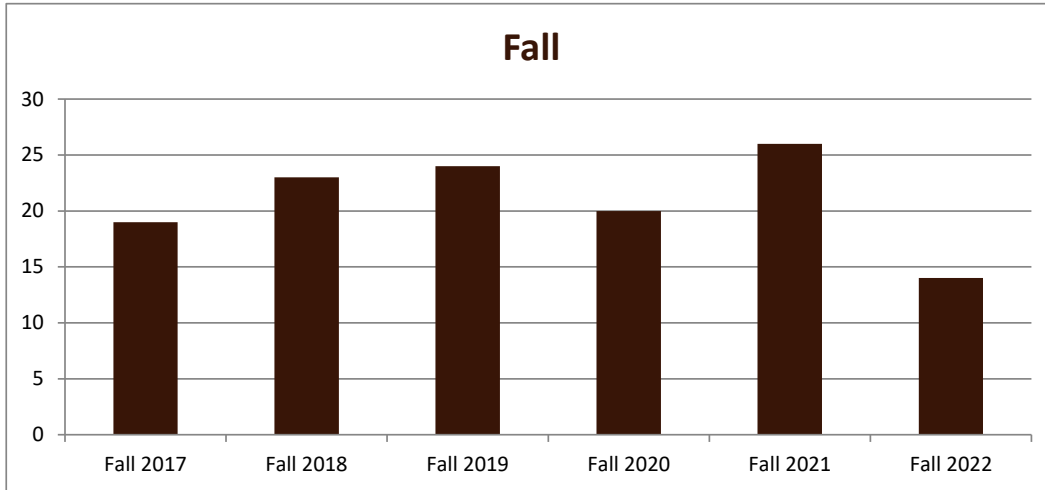
## Majors Enrolled



Academic Years 2017-18 to 2022-23

Using Fall Semester data (Fall 2017 to Fall 2022) for Term specific measures

Enrollment by Term						
	2018	2019	2020	2021	2022	2023
Fall	19	23	24	20	26	14
Spring	17	25	18	26	21	13
Summer	1	2	5	10	7	7



# SMSU Comm Studies Broad and Dig Med Program Data

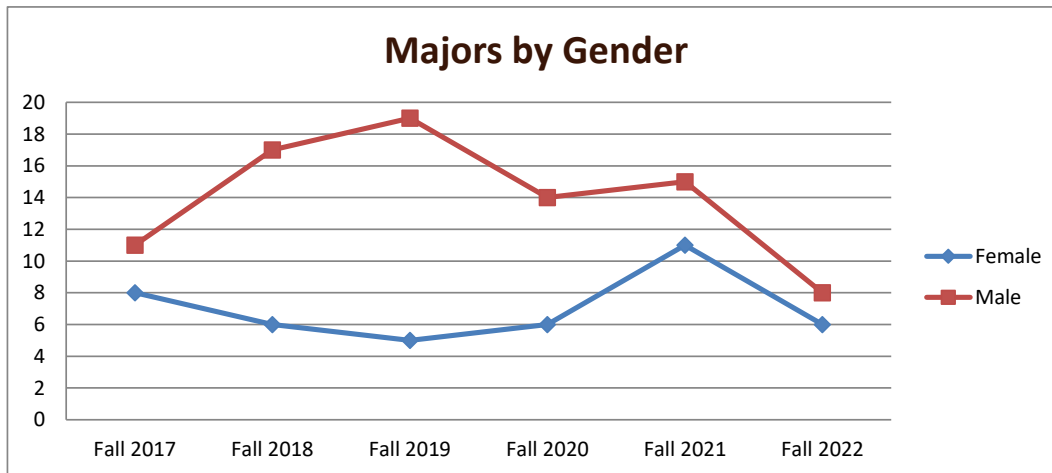
## Majors Enrolled



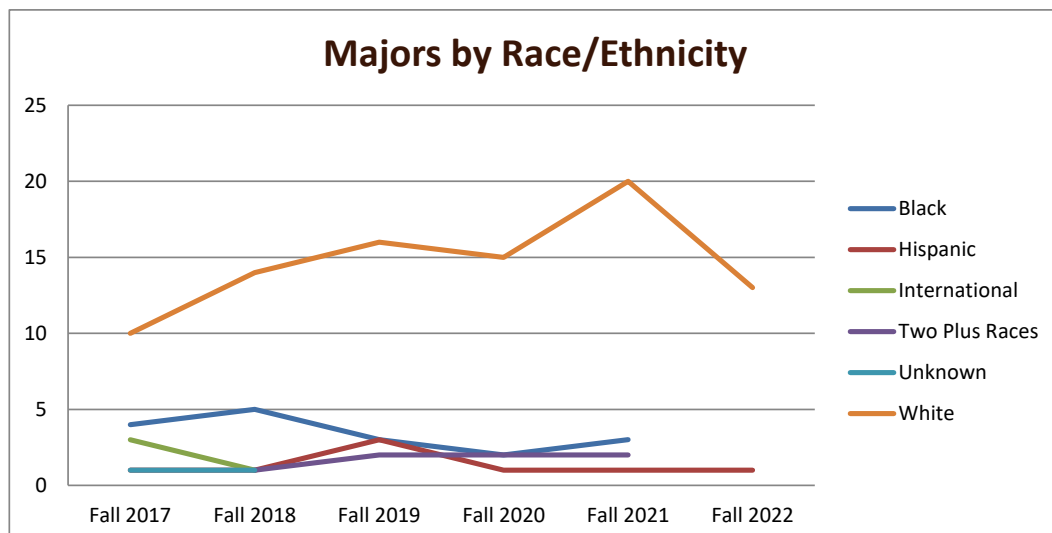
Academic Years 2017-18 to 2022-23

Using Fall Semester data (Fall 2017 to Fall 2022) for Term specific measures

Enrollment by Gender						
	Fall 2017	Fall 2018	Fall 2019	Fall 2020	Fall 2021	Fall 2022
Female	8	6	5	6	11	6
Male	11	17	19	14	15	8
<b>Grand Total</b>	<b>19</b>	<b>23</b>	<b>24</b>	<b>20</b>	<b>26</b>	<b>14</b>



Enrollment by Race/Ethnicity						
	Fall 2017	Fall 2018	Fall 2019	Fall 2020	Fall 2021	Fall 2022
Black	4	5	3	2	3	
Hispanic	1	1	3	1	1	1
International	3	1				
Two Plus Races		1	2	2	2	
Unknown	1	1				
White	10	14	16	15	20	13
<b>Grand Total</b>	<b>19</b>	<b>23</b>	<b>24</b>	<b>20</b>	<b>26</b>	<b>14</b>



# SMSU Comm Studies Broad and Dig Med Program Data

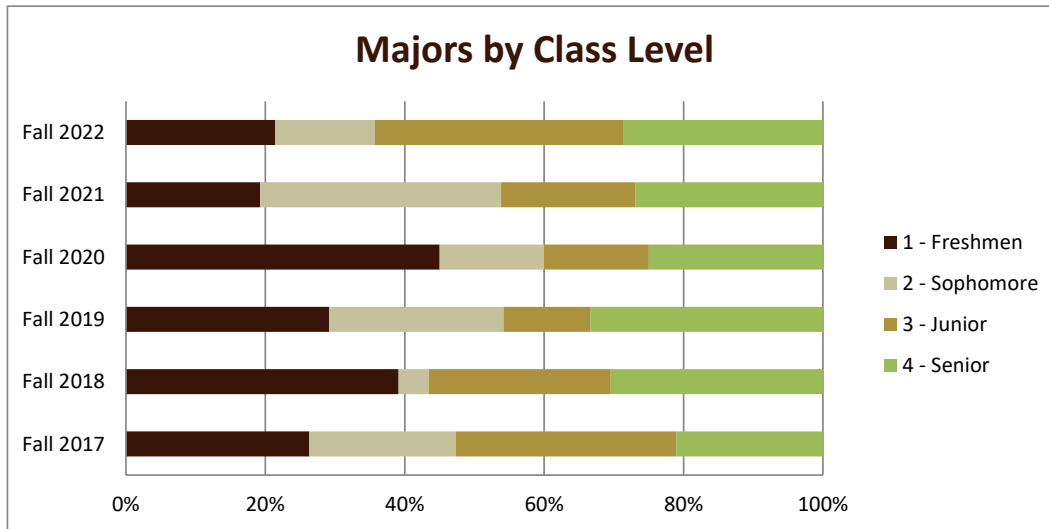
## Majors Enrolled



Academic Years 2017-18 to 2022-23

Using Fall Semester data (Fall 2017 to Fall 2022) for Term specific measures

Enrollment by Class						
	Fall 2017	Fall 2018	Fall 2019	Fall 2020	Fall 2021	Fall 2022
1 - Freshmen	5	9	7	9	5	3
2 - Sophomore	4	1	6	3	9	2
3 - Junior	6	6	3	3	5	5
4 - Senior	4	7	8	5	7	4
<b>Grand Total</b>	<b>19</b>	<b>23</b>	<b>24</b>	<b>20</b>	<b>26</b>	<b>14</b>



# SMSU Comm Studies Broad and Dig Med Program Data

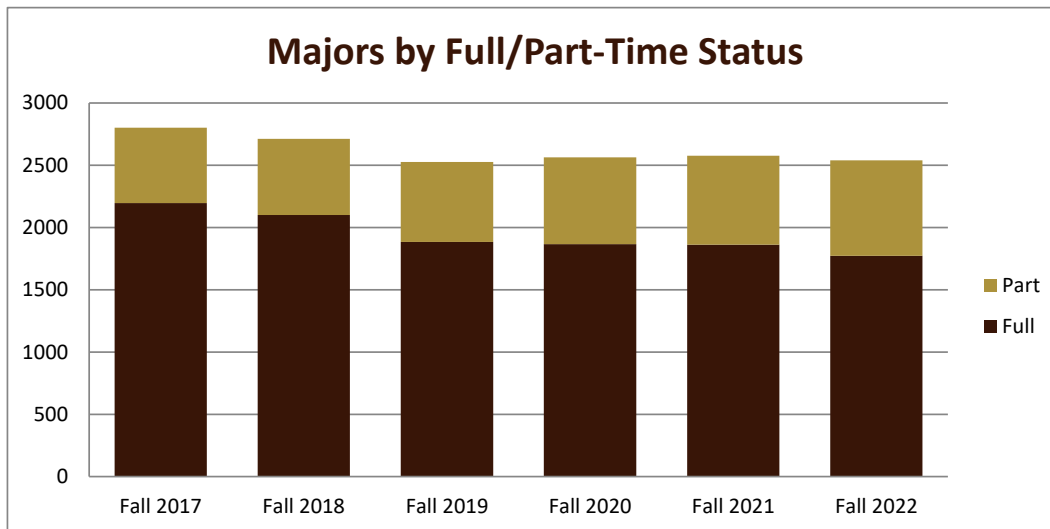
## Majors Enrolled

Academic Years 2017-18 to 2022-23

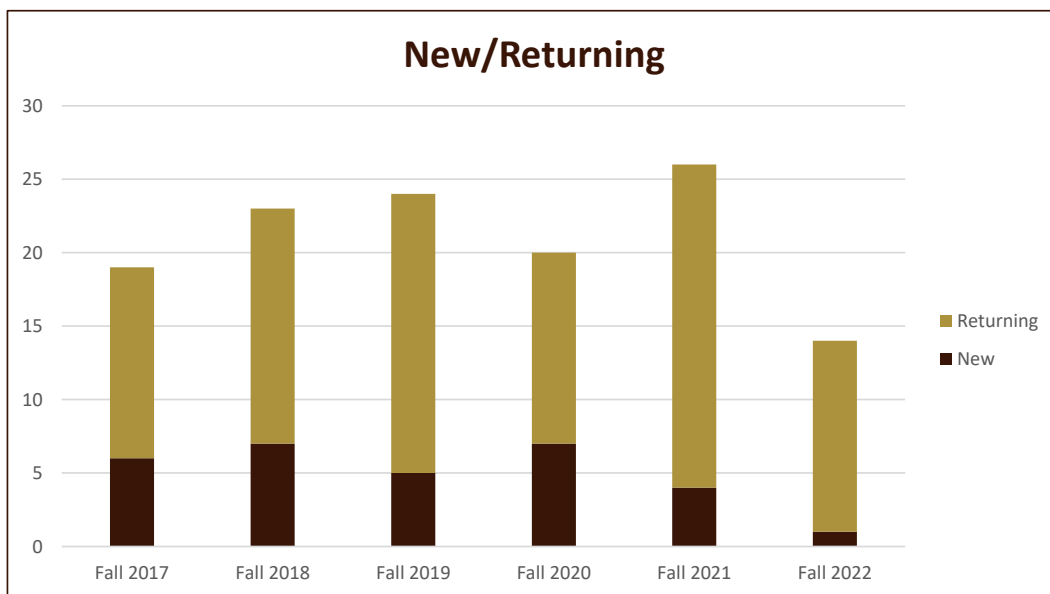
Using Fall Semester data (Fall 2017 to Fall 2022) for Term specific measures



Enrollment by FT/PT		Fall 2017	Fall 2018	Fall 2019	Fall 2020	Fall 2021	Fall 2022
Full		18	23	21	18	24	14
Part		1		3	2	2	
<b>Grand Total</b>		<b>19</b>	<b>23</b>	<b>24</b>	<b>20</b>	<b>26</b>	<b>14</b>



New/Return Headcount		Fall 2017	Fall 2018	Fall 2019	Fall 2020	Fall 2021	Fall 2022
New		6	7	5	7	4	1
Returning		13	16	19	13	22	13
<b>Grand Total</b>		<b>19</b>	<b>23</b>	<b>24</b>	<b>20</b>	<b>26</b>	<b>14</b>



# SMSU Comm Studies Broad and Dig Med Program Data

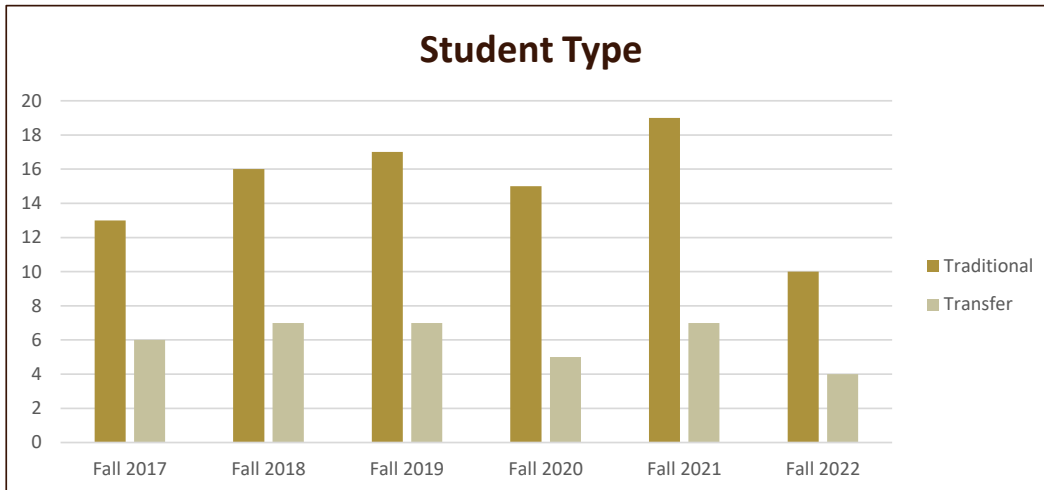
## Majors Enrolled



Academic Years 2017-18 to 2022-23

Using Fall Semester data (Fall 2017 to Fall 2022) for Term specific measures

Student Type	Fall 2017	Fall 2018	Fall 2019	Fall 2020	Fall 2021	Fall 2022
Traditional	13	16	17	15	19	10
Transfer	6	7	7	5	7	4
<b>Grand Total</b>	<b>19</b>	<b>23</b>	<b>24</b>	<b>20</b>	<b>26</b>	<b>14</b>



	Fall 2017	Fall 2018	Fall 2019	Fall 2020	Fall 2021	Fall 2022
<b>Program ACT Avg.</b>	<b>18.0</b>	<b>21.5</b>	<b>23.8</b>	<b>20.3</b>	<b>19.0</b>	<b>18.0</b>
SMSU Avg.	21.1	20.7	21.3	20.3	20.7	19.8

	Fall 2017	Fall 2018	Fall 2019	Fall 2020	Fall 2021	Fall 2022
<b>Program H.S. Rank Avg.</b>	<b>31.0</b>	<b>50.3</b>	<b>35.0</b>	<b>42.5</b>	<b>54.0</b>	<b>63.0</b>
SMSU Avg.	56.1	54.4	56.7	57.2	60.8	62.3

	Fall 2017	Fall 2018	Fall 2019	Fall 2020	Fall 2021	Fall 2022
<b>Program Avg. GPA</b>	<b>3.22</b>	<b>3.09</b>	<b>3.35</b>	<b>3.07</b>	<b>4.00</b>	
SMSU Avg.	2.68	2.93	3.01	3.02	3.15	3.4

	Fall 2017	Fall 2018	Fall 2019	Fall 2020	Fall 2021	Fall 2022
<b>Program Avg. Credits</b>	<b>14.17</b>	<b>14.14</b>	<b>13.80</b>	<b>15.14</b>	<b>15.50</b>	<b>12.00</b>
SMSU Avg.	14.85	15.15	14.93	15.13	14.49	15.1